

CRYST RAMA



1958

95 Cantiague Rock Road, Westbury NY 11590

ph:516.931.9090 fax: 516. 931.1254

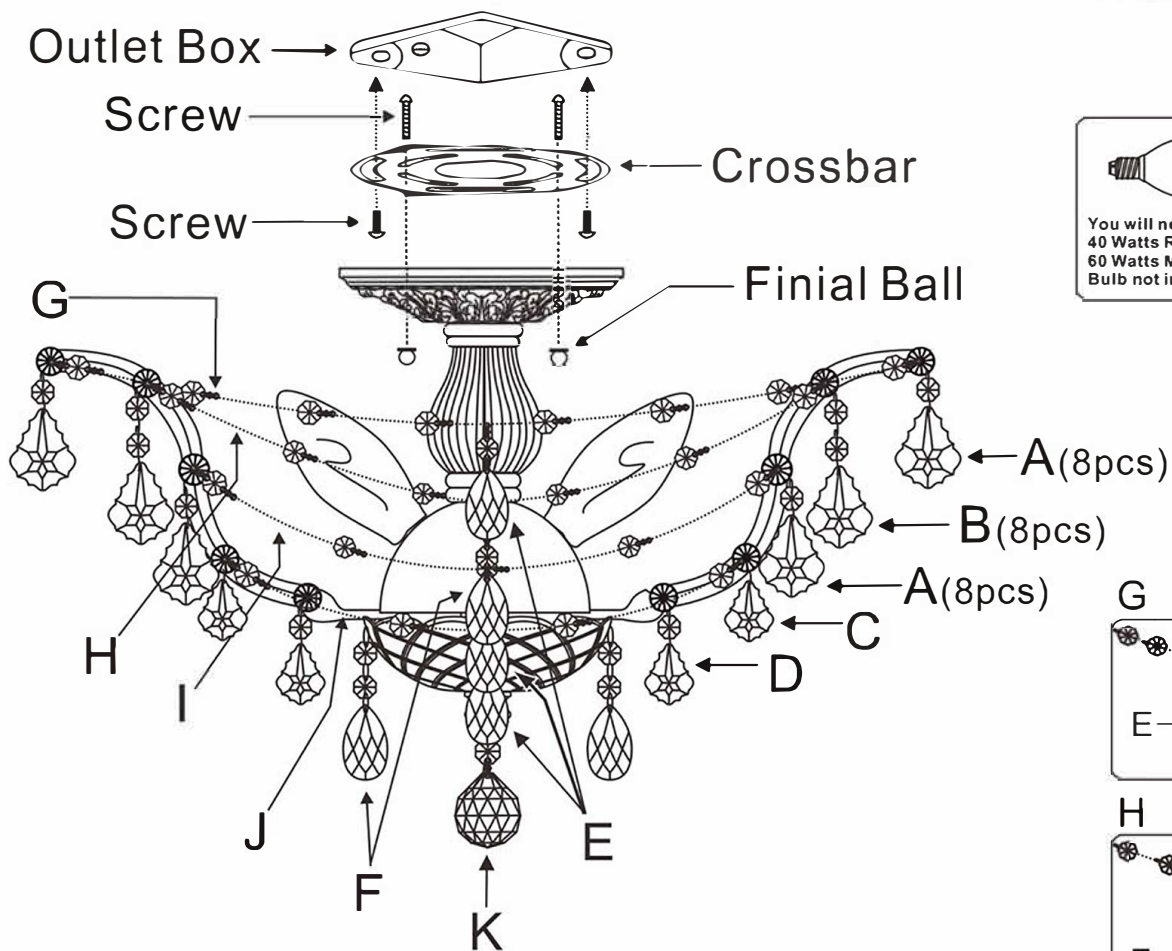
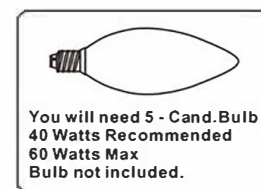
info@crystorama.com www.crystorama.com

MODEL#:4437

ASSEMBLY AND DRESSING INSTRUCTIONS




All electrical components must be installed by a licensed electrician in accordance with the National Electric Code and the appropriate local electrical codes.




A=  (14mm+AS20-2.5")*16sets


B=  (14mm*2+AS20-2.5")*8sets


C=  (AS20-2")*8sets


D=  (14mm+AS20-2")*8sets


E=  (14mm+AS9-2")*24sets


F=  (14mm*2+AS9-2")*16sets

G=  (14mm*8)*8sets

H=  (14mm*6)*8sets

I=  (14mm with 2 holes x 4 + 14mm with 3 holes x 1)*8sets

J=  (14mm*4)*8sets

K=  (14mm+AS8-40mm Ball)*1pc

