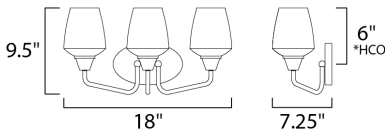




PRODUCT DESCRIPTION

Simple yet elegant frames are finished in two tone finishes to add upscale element to this economical collection. Frames are available in either Bronze with Antique Brass accents or Black with Satin Nickel accents. Both are supplied with Clear glass shades inspired by stemware for a tailored profile.



*height from center of outlet to the top of the fixture



MEASUREMENTS

DIMENSION : 18" W x 9.5" H x 7.25" Ext
 BACK PLATE : 6.75" W x 4.5" H x 6" HCO
 HANGING WEIGHT : 1.88 lb

LAMPING

INPUT VOLTAGE : 120V
 LUMENS : 0 Rated
 BULB : 3 x 60W Incandescent E26 Medium , 180W Total
 BULB INCLUDED : (Not Included)
 DIMMABLE : Yes

FINISHES OPTION

-  Black / Satin Nickel
-  Bronze / Antique Brass

GLASS

Clear CL

MATERIAL

Steel + Glass

RATINGS

cULus
 Damp Location



ADDITIONAL

INSTALL UP/DOWN: Up/Down
 OPERATING TEMPERATURE:
 -20°C (-4°F), 40°C (104°F)

Always consult a qualified electrician before installing any lighting product.



WESTERN DISTRIBUTION CENTER (HEADQUARTER)
 253 NORTH VINELAND AVE | CITY OF INDUSTRY, CA 91746

EASTERN DISTRIBUTION CENTER
 4200 SHIRLEY DR. | ATLANTA, GA 30336

P. 626.956.4200 | F. 626.956.4225 | maximlighting.com