




SEE PAGE 2 FOR A LIST OF ACCESSORIES!



Design features:

- Sturdy, 1-piece molded fiberglass construction — ribbed underbody for extra strength, slip resistant Starburst® surface
- Integral molded drain with seal for connection to 2" Sch. #40 ABS, PVC or iron DWV sanitary drain pipe. See optional drain seals for 1-1/2" pipe and 2" copper — removable strainer
- Available in White
- Semi-gloss surface — resistant to mold and mildew, easy to clean
- Designed to be used with Mustee's DURAWALL® shower walls, ceramic tile or preformed wall kit

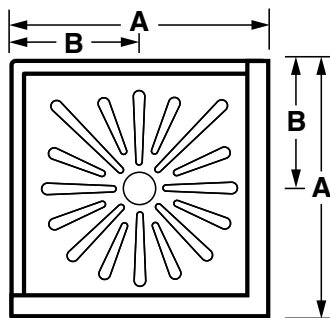
Code Accepted

- International Association of Plumbing and Mechanical Officials® (IAPMO®)
- Warnock Hersey® (Canada) Listed – CSA test standards Shower Floor
- American National Standards Institute (ANSI) - Specification ANSI Z 124-2011
- American Society of Testing and Materials (ASTM) – D.635, E-84 and E-162
- CAN/ULC S102-07 Burn and Smoke Test

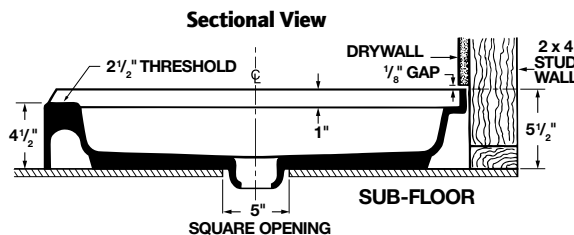
Specifications

Model	Nom. Size	Color	UPC	A	B
3434DTM	34" x 34"	White	6 71031 00098 9	34"	17"
3636DTM	36" x 36"	White	6 71031 00144 3	36"	18"

General: Furnish and install as shown on plans. DURABASE® corner base with double threshold shower floor model _____ as manufactured by E.L. Mustee & Sons, Inc. Floor to be one-piece, molded fiberglass, made with matched metal molds. Surface to be slip-resistant Starburst® design that does not interfere with the flow of water. Size _____" x _____". Shoulder will be no less than 3" high or less than 1" wide. Tiling flange will extend not less than 1" higher than the threshold which provides an integral molded water barrier. Threshold will be not less than 4 1/2" high. Molded-in drain and drain seal for installation of 2" iron DWV (Sch. 40) PVC or ABS sanitary drain pipe. Removable strainer. Shall meet ANSI Z 124-2011. Color: White



THRESHOLD





Mustee's DURABASE® Shower Floors are just the beginning of a beautiful shower space that can be created in virtually any location. The accessory products presented here will help you build the shower of your dreams, starting with Mustee's renown DURABASE® Shower Floors.


GapSeal-Pro™ — FOR ALL SHOWER FLOORS AND BATHTUBS



Model No.	Description	UPC
60.320A	132" long x 2" tall	6 71031 00496 3

The flexible PVC GapSeal-Pro™ features a strong adhesive strip that allows it to be easily positioned to "extend" tile flange and effectively seal the gap between drywall or like-surfaces on shower floors or bathtubs. Patent pending.

Drain Seals



Model No.	Description	UPC
32.404	Drain Seal for 2" copper pipe	6 71031 00313 3
32.405	Drain Seal for 1-1/2" ABS/PVC pipe	6 71031 00397 3

Designed to effectively seal the connection between DWV piping and the molded-in drain for all DURABASE® shower floors.

Strainers



Model No.	Description
34.301	Strainer – Stainless steel
42.322	Strainer – Molded plastic - White
42.323	Strainer – Molded plastic - Bone
42.326	Strainer – Molded plastic - Chrome
42.327	Strainer – Molded plastic - Gold

Premium grade, removable strainers.

736C DURAWALL® — PREMIUM FIBERGLASS 3-PANEL NEO-ANGLE/ CORNER SHOWER WALLS, DIRECT TO STUDWALL MOUNT



Model No.	Description	Fits DURABASE®	UPC (for wall)
736CWHT	36" x 36" Deep	3636DTM	6 71031 00207 5

237 DURAWALL® — DELUXE THERMOPLASTIC 3-PANEL NEO-ANGLE/ CORNER SHOWER WALLS, ADHESIVE-MOUNT



Model No.	Description	Fits DURABASE®	UPC (for wall)
237WHT	Up to 42" x 42" Deep	3434DTM, 3636DTM	6 71031 00039 2

STYLEMATE® — DOUBLE THRESHOLD ENCLOSURE FOR CORNER BASES



Model No.	Finish	Glass	Fits DURABASE®	UPC (for enclosure)
36.202	Chrome	Clear	3636DTM	6 71031 00404 8

